



Scan the QR code for further information

Walking sling



User manual

Important information

Read the user manual before using the product.

This user manual is intended for occupational therapists and other staff in the context of using and maintaining an ErgoSling.

Dato: 10.01.2020

Version 06

Contents

1. PURPOSE.....	3
2. SAFETY INSTRUCTIONS	3
3. CHECK PRIOR TO USE.....	4
4. USE.....	5
5. WALKING SLING	7
5.1 Application.....	7
5.2 Specifications.....	7
6. MAINTENANCE	8
6.1 Cleaning	8
6.2 Storage.....	8
7. INSPECTION	8
8. ENVIROMENT AND QUALITY	8
8.1 Disposal.....	8
8.2 Quality	9
8.3 Symbols.....	9

1. PURPOSE

This range of ErgoSlings comprises a walking sling, the purpose of which is to support users with walking impairment in the context of rehabilitation for standing and walking

- The sling can be used in home care, institutions and in private homes.
- The sling can be used in a rehabilitation situation: for example, in a stationary person lift or Winncare Nordic's own ErgoTrainer.
- The sling is available in several sizes. See the specifications in this user manual.

Note: ErgoSlings must not be used for purposes other than those described in this user manual.

2. SAFETY INSTRUCTIONS



Important – Warning!

Read the user manual and these safety instructions carefully before using the sling:

- The maximum safe working load of the sling must not be exceeded. See the sling specification and the label on the sling.
- The size of the sling must be correct.
- Care must be taken to ensure that there is no visible damage or wear on the sling. Seams must be checked and be intact. The lifting straps must not be frayed, and the strap must not be bent over backwards.
- The sling must be clean for reasons of hygiene. See the washing instructions in Chapter 5.
- The user must never be left in the sling. Whenever attaching and using the sling qualified staff must always be present.
- When using other equipment, care must be taken to prevent hazardous situations: for example, the sling getting caught in the wheels of a wheelchair or a similar situation.
- Care must be taken to ensure that neither the assistant nor the user gets hurt while the sling is being used. See Chapter 3. Check prior to use.
- The assistant is responsible for making sure that the sling is used correctly and for safety compliance.

3. CHECK PRIOR TO USE

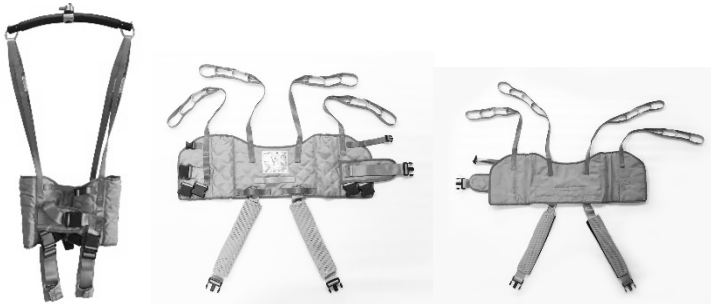
The assistant is also responsible for making sure that the sling is checked prior to use and must have received the instructions for use.

The following points should be checked prior to use:

- 1) Check that the sling is the correct size so that it fits the user.

Note: The sling has a colour-coded strap on the back that indicates its size.

XXS	XS	S	M	L	XL
62 – 75 cm	76 – 84 cm	55 – 92 cm	93 – 105 cm	106 – 114 cm	116 – 130 cm
Orange	White	Red	Yellow	Green	Blue




- 2) Check that the straps, buckles and sling fabric are intact.
- 3) Check that the sling is clean.
- 4) If in any doubt about the use of the sling, you can contact Winncare Nordic for advice and guidance.


4. USE

Putting into operation

- Always close the upper strap (chest strap) first and adjust (thorax) according to the size of the patient
- Place the leg strap in one of the two female-buckles according to the physical capacity of the patient
- The sling has elastic sides which contributes to a good fit for the user
- Fit the lifting straps onto the lifting bar's hooks
- Extra straps on the front and back of the sling for use of elastic exercise bands
- Adjust the position of the leg strap buckle behind the male buckle as an added security.



Adjustment for leg strap buckle



Before use, adjusting the position of the leg straps to the rear of the male buckle. This is recommended as extra security

Walking/running exercise on a treadmill



Balance training on the floor



Stair training on step machine



Suspension of the sling on the lifting yoke



WinnCare Nordic disclaims responsibility if the sling is not hooked correctly in place.

It is always the assistant's responsibility to ensure that the correct sling is used and that it is suitable for the need/purpose.

- 1) Place the sling strap in the open hook.
- 2) Pull the strap down and the hook will close automatically.
- 3) To unclasp the strap, lift-up the strap and the hook will open.

Note: The design of the lifting hook ensures that the weight of the user will automatically keep the hook closed.

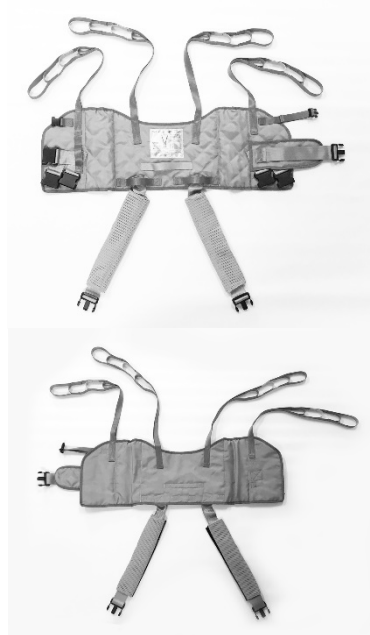


Care must be taken to ensure that the user's fingers do not get caught in the hook.



5. WALKING SLING

5.1 Application



Note: The sling must only be used for support during training and not in connection with ordinary lifting.

5.2 Specifications

SWL	180 kg
Material	Polyester
Padding	Yes
Fits the following spreader bar	2-point
Sling is available in sizes	XXS - XL

6. MAINTENANCE

6.1 Cleaning

The walking sling is machine washable. We recommend closing the sling's buckles and washing the sling in a washing bag to protect the buckles.

Note: Do not use fabric softener or detergents with bleach.

The sling can be dried at a low temperature in a tumble dryer.

Follow the instructions shown by the symbols and printed on the sling's label.

An explanation of the symbols can be seen in Chapter 7.3 - Symbols and Abbreviations.

6.2 Storage

When the sling is not being used, it should be wrapped in its original packaging and stored in a dry, clean environment at a temperature of 0-40° C.

7. INSPECTION

ErgoSlings must be inspected at least once every six months by qualified professional staff.

The legal owner of the product is responsible for ensuring that the inspection is carried out.

The schema for inspection can be obtained from Winncare Nordic.

Warranty

There is a two-year warranty for material and manufacturing defects, provided that the safety and maintenance instructions are observed.

8. ENVIRONMENT AND QUALITY

ErgoSlings have a service life expectancy of at least 5-10 years when used normally, provided that the recommended inspection is carried out and that normal maintenance is complied with.

8.1 Disposal

ErgoSlings can be delivered together with combustibles to a recycling station or to Winncare Nordic.

8.2 Quality

WinnCare Nordic is certified in accordance with standards ISO 9001 and ISO 13485.

These certificates guarantee that the product and the company live up to current international standards for quality management and traceability standards for medical products.

ErgoSlings are classified as a medical equipment Class 1 product.

8.3 Symbols



Withstands normal machine washing at the temperature specified



Do not iron



Do not use bleaching



Do not dry clean



Can be tumble-dried



Refer to the user manual



The product is suitable for regular refuse collection

SWL

Safe working Load = (user + accessories)



The product is CE marked

Manufacturer:

WinnCare Nordic ApS
Taarnborgvej 12 C
4220 Korsoer
Danmark

Phone: + 45 70 27 37 20
Fax: + 45 70 27 37 19
Email: info@WinnCare.dk
www.WinnCare.dk

93/42/EØF CLASS I

DS/EN 12182



910-00770UK